




SANME



# YK 系列 圆振动筛

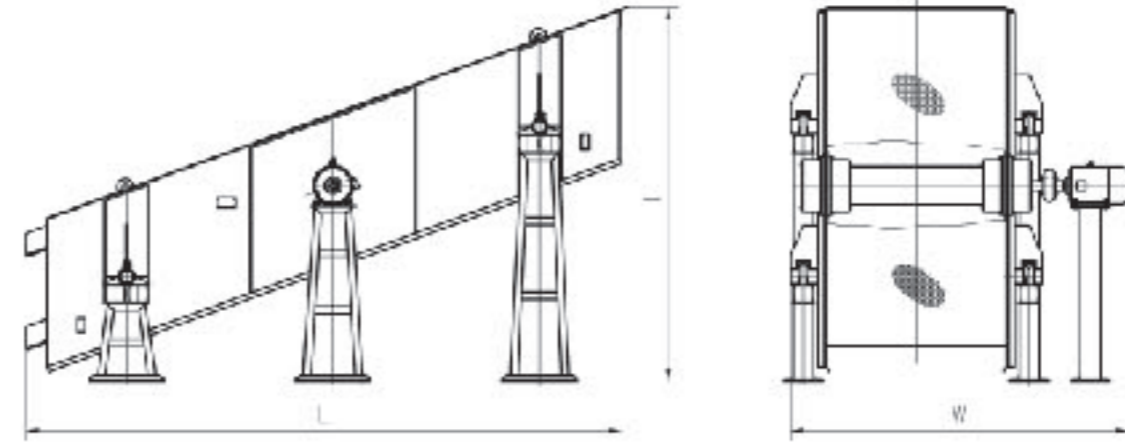

*YK Series Inclined Vibrating Screen*



上海山美环保装备股份有限公司  
SHANGHAI SANME MINING MACHINERY CORP., LTD.  
(中德合资控股)  
(Sino-German JV Holding)

# YK系列圆振动筛

## YK Series Inclined Vibrating Screen



YK系列圆振动筛是山美股份吸收德国技术制造的高效振动筛。适宜采石场筛分砂石料，也可用于选煤、选矿、建材、电力及化工等行业。

YK Series Inclined Vibrating Screen absorbs German technology, and is special designed to screen the different sizes of aggregate. It is also applied to coal dressing, ore dressing, building material, electric power and chemical industries.

### 特点及优势

- 采用块偏心作为激振力，激振力强。
- 筛机横梁与筛箱采用高强度螺栓联接，无焊接。
- 筛机结构简单，维修方便快捷。
- 采用轮胎联轴器，柔性联接，运转平稳。
- 筛分效率高，处理量大，寿命长。

### Features and Benefits

- High vibrating force with unique eccentric structure.
- The beam and case of the screen are connected with high strength bolts without welding.
- Simple structure, easy maintenance.
- Adopt tire coupling, soft connection makes operation smooth.
- High efficiency, high capacity and durable.

### 技术参数 Technical Data

型号 Model	筛网层数 Screen Deck	筛面倾角 Installation Slope(°)	筛网面积 Deck Size (m <sup>2</sup> )	振动频率 Vibrating Frequency(r/min)	双振幅 Double Amplitude (mm)	处理能力 Capacity (t/h)	电机功率 Motor Power (kw)	外型尺寸 Overall Dimensions (L×W×H)(mm)	重量 Weight(kg)
YK1235	1	15	4.2	970	6-8	35-180	5.5	3790×1847×1010	1845
2YK1235	2	15	4.2	970	6-8	40-150	5.5	4299×1868×1290	2982
3YK1235	3	15	4.2	970	6-8	25-270	7.5	4393×1868×1640	3922
4YK1235	4	15	4.2	970	6-8	25-270	11	4500×1967×2040	4821
YK1545	1	17.5	6.75	970	6-8	63-315	11	5030×2200×1278	3362
2YK1545	2	17.5	6.75	970	6-8	200-300	15	5767×2270×1550	5113
3YK1545	3	17.5	6.75	970	6-8	35-378	15	5874×2270×1885	6251
4YK1545	4	17.5	6.75	970	6-8	200-300	18.5	5994×2270×2220	7519
YK1548	1	17.5	7.2	970	6-8	63-315	11	5330×2228×1278	3418
2YK1548	2	17.5	7.2	970	6-8	200-300	15	6067×2270×1557	5266
3YK1548	3	17.5	7.2	970	6-8	35-378	15	5174×2270×1885	6453
4YK1548	4	17.5	7.2	970	6-8	47-275	18.5	6294×2270×2220	7845
YK1860	1	20	10.8	970	6-8	52-567	15	6536×2560×1478	4572
2YK1860	2	20	10.8	970	6-8	200-300	18.5	6826×2570×1510	5808
3YK1860	3	20	10.8	970	6-8	52-567	18.5	7145×2570×1910	7349
4YK1860	4	20	10.8	970	6-8	52-567	22	7246×2660×2244	8809
YK2160	1	20	12.6	970	6-8	200-300	18.5	6535×2860×1468	4940
2YK2160	2	20	12.6	970	6-8	66-720	22	6700×2870×1560	6438
3YK2160	3	20	12.6	970	6-8	66-720	30	7146×2960×1960	8665
4YK2160	4	20	12.6	970	6-8	66-720	30	7254×2960×2205	9933
YK2460	1	20	14.4	970	6-8	200-300	18.5	6535×3210×1468	5496
2YK2460	2	20	14.4	970	6-8	79-864	30	7058×3310×1760	8090
3YK2460	3	20	14.4	840	7-9	79-864	30	7223×3353×2220	11255
4YK2460	4	20	14.4	840	6-8	79-864	30	7343×3893×2445	13400
YK2475	1	20	18	970	6-8	200-300	20	7995×3300×1552	7004
2YK2475	2	20	18	840	6-8	89-864	30	8863×3353×1804	10685
3YK2475	3	20	18	840	6-8	99-1080	37	8854×3353×2220	12727
4YK2475	4	20	18	840	6-8	99-1080	45	8878×3384×2520	15822
2YK2775	2	20	20.25	970	6-8	120-900	30	8863×3653×1804	11000
3YK2775	3	20	20.25	970	6-8	120-900	37	8854×3653×2220	14200
YK3060	1	20	18	840	6-8	99-1080	30	6545×3949×1519	9063
2YK3060	2	20	18	840	6-8	99-1080	37	7282×3990×1919	12617
3YK3060	3	20	18	840	6-8	99-1080	45	7453×4024×2365	15644
4YKD3060	4	20	18	840	6-8	80-860	2×30	7588×4127×2906	22189
YK3075	1	20	22.5	840	6-8	66-720	37	7945×3949×1519	10871
2YK3075	2	20	22.5	840	6-8	99-1080	45	8884×4030×1938	17263
2YKD3075	2	20	22.5	840	6-8	80-860	2×30	8837×4133×1981	20194
3YK3075	3	20	22.5	840	6-8	99-1080	55	9053×4030×2365	18731
3YKD3075	3	20	22.5	840	6-8	100-1080	2×30	9006×4127×2406	21717
2YKD3675	2	20	27	800	7-9	149-1620	2×45	8917×4847×1971	26641
3YKD3675	3	20	27	800	7-9	149-1620	2×45	9146×4847×2611	32856

注：表内所列处理能力是对松散密度为 1.6t/m<sup>3</sup> 的石灰石进行干式分级时的数据。所列处理能力仅供参考。具体值根据现场情况与研发部商定。

**Note:** The processing capacity listed in the table is based on dry classification of limestone, which bulk density is 1.6t/m<sup>3</sup>. The listed capacity is only for reference. The actual data need to be fixed by tech department according to worksite situation.



上海山美环保装备股份有限公司  
SHANGHAI SANME MINING MACHINERY CORP., LTD.  
(中德合资控股)  
(Sino-German JV Holding)



山美股份官方微信

版权所有 翻印必究 中国印制 Printed in China  
SANME-15C | YK | 2020-09 | 5000

地址：上海市奉贤区青村镇奉村路 258 号  
邮编：201414  
电话：021-5759 1166 5759 1188  
传真：021-5756 6188 5820 0089  
网址：www.shsmzj.com  
电邮：info@sanmecorp.com

Add: No.258, Fengcun Road, Qingcun County, Fengxian District,  
Shanghai 201414, China  
Tel: +86-21-5712 1166 5759 1188  
Fax: +86-21-5756 6188 5820 0089  
Website: www.sanmecrusher.com  
E-mail: sales@sanmecorp.com

免费热线：400-921-5566  
售后专线：021-5712 7766

Free Hotline: 400-921-5566  
Service Center: +86-21-5712 7766

- 我们的产品在不断的更新和改进中，我们保留在未事先告知用户的情况下，更改参数及设计的权力。  
*Our products are constantly updated and improved, we reserve the right to change parameters and design without advance notification of customers.*
- 照片中产品外观颜色与实际机型存在差异，颜色标准以实物为准。  
*If there are any discrepancy and difference between color of product appearance and actual machine type in the picture, color standard is subject to actual object.*
- 本手册中的配置不一定是出厂标准配置，购买时请详细咨询我们。  
*Specifications and design in the brochures are not always the standard. Please consult us particularly when purchasing.*